

Aptima® Multitest Swab Specimen Collection Kit

Clinician collection procedure guide

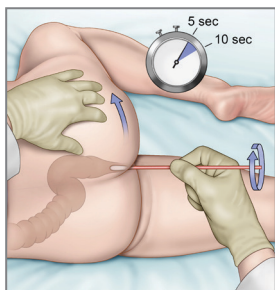
Collection for rectal swab specimens



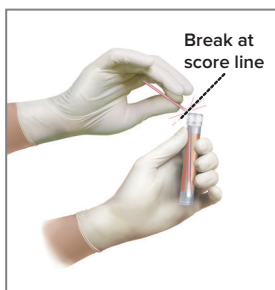
Partially open the swab package and remove the swab. Do not touch the soft tip or lay the swab down. **If the soft tip is touched, laid down, or dropped, discard and use a new Aptima Multitest Swab Specimen Collection Kit.** Hold the swab, placing thumb and forefinger in the middle of the shaft covering the black score line. Do not hold the shaft below the score line.

Swab specimen collection guide for:

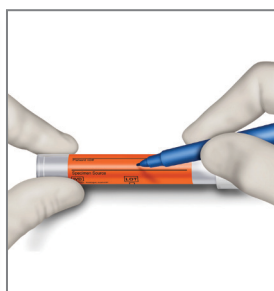
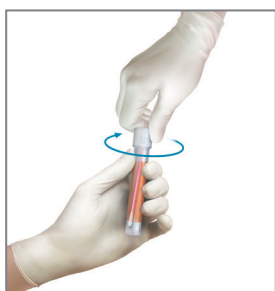
- *Chlamydia trachomatis* (CT)
- *Neisseria gonorrhoeae* (NG)



Carefully insert the swab into the rectum about 1-2 inches (3-5 cm) past the anal margin (the outside of the anus) and gently rotate the swab for 5 to 10 seconds. Withdraw the swab without touching the skin.



While holding the swab in hand, unscrew the tube cap. Do not spill the tube contents. **If the tube contents are spilled, discard and replace with a new Aptima Multitest Swab Specimen Collection Kit.** Immediately place the swab into the transport tube so the black score line is at the top of the tube. Align the score line with the top edge of the tube and carefully break the shaft. The swab will drop to the bottom of the tube. Discard the top portion of the swab shaft.



Tightly screw the cap onto the tube. When collecting multiple specimens from the same patient, the tube label provides a specimen source field for unique identification for the specimen location.



Hologic provides this collection procedure guide as a general informational tool only; it is not an affirmative instruction or guarantee of performance. It is the sole responsibility of the clinician to read and understand the appropriate package insert and comply with applicable local, state and federal rules and regulations.

hologic.com | diagnostic.solutions@hologic.com | 1.888.484.4747

DS-09497-001 Rev. 002 © 2019 Hologic, Inc. All rights reserved. Hologic, The Science of Sure, Aptima and associated logos are trademarks and/or registered trademarks of Hologic, Inc. and/or its subsidiaries in the United States and/or other countries. This information is intended for medical professionals and is not intended as a product solicitation or promotion where such activities are prohibited. Because Hologic materials are distributed through websites, eBroadcasts and tradeshows, it is not always possible to control where such materials appear. For specific information on what products are available for sale in a particular country, please contact your Hologic representative or write to diagnostic.solutions@hologic.com.